


SHREE NIDHI TRADING CO. LTD.

7, Lyons Range, 3rd Floor, Room No. 9 & 10, Kolkata-700 001
Dial: 91 033-3262 4539, E-mail: shreenidhico@yahoo.com.
Website: www.shreenidhitrading.com
CIN-L67120WB1982PLC035305

18th October, 2014

To,
The Secretary,
The Calcutta Stock Exchange Ltd.,
7, Lyons Range,
Kolkata - 700 001

Dear Sir,



Re: Submission of Distribution Schedule

Pursuant to clause 35 of the Listing Agreement please find herewith a copy of "Shareholding Pattern" as on 30th September, 2014.

Kindly acknowledge receipt.

Thanking You,

Yours faithfully,
For Shree Nidhi Trading Co. Ltd.

Director
DIN - 01731277

Encl: As above

(1)(a) Statement showing Shareholding Pattern

Name of the Company:

SHREE NIDHI TRADING CO. LTD.

Scrp Code, Name of the scrip, class of security:

29319, SHREE NIDHI TRADING CO. LTD., EQUITY

Quarter Ended

30.09.2014

Partly paid-up shares:-	No. of partly paid-up shares	As a % of total no. of partly paid-up shares	As a % of total no. of shares of the company
Held by promoter/promoter group	N.A.	N.A.	N.A.
Held by public	N.A.	N.A.	N.A.
Total	N.A.	N.A.	N.A.
Outstanding convertible securities:-	No. of outstanding securities	As a % of total No. of outstanding convertible securities	As a % of total no. of shares of the company, assuming full conversion of the convertible securities
Held by promoter/promoter group	N.A.	N.A.	N.A.
Held by public	N.A.	N.A.	N.A.
Total	N.A.	N.A.	N.A.
Warrants:-	No. of warrants	As a % of total no. of warrants	As a % of total no. of shares of the company, assuming full conversion of the warrants
Held by promoter/promoter group	N.A.	N.A.	N.A.
Held by public	N.A.	N.A.	N.A.
Total	N.A.	N.A.	N.A.
Total paid-up capital of the company assuming full conversion of warrants and convertible securities	7793700		


Shree Nidhi Trading Company Limited



Director

Category Code (i)	Category of Shareholder (ii)	No of Shareholders (iii)	Total No. of Shares (iv)	Number of Shares held in dematerialized form (v)	Total Shareholding as a percentage of total number of Shares		Shares pledged or otherwise encumbered	
					As a percentage of (A+B) (vi)	As a percentage of (A+B+C) (vii)	Number of shares (viii)	As a Percentage (ix) = (viii)/(iv)*100
(A)	Shareholding of Promoter and Promoter Group							
(1)	Indian							
(a)	Individuals/Hindu Undivided Family	0	0	0	0.00	0.00	0.00	0.00
(b)	Central Government/ State Government (S)	0	0	0	0.00	0.00	0.00	0.00
(c)	Bodies Corporate	0	0	0	0.00	0.00	0.00	0.00
(d)	Financial Institutions/ Banks	0	0	0	0.00	0.00	0.00	0.00
(e)	Any Other (specify)	0	0	0	0.00	0.00	0.00	0.00
	Sub-Total (A) (1)	0	0	0	0.00	0.00	0.00	0.00
(2)	Foreign							
(a)	Individuals(Non resident Individuals/Foreign Individuals)	0	0	0	0.00	0.00	0.00	0.00
(b)	Bodies Corporate	0	0	0	0.00	0.00	0.00	0.00
(c)	Institutions	0	0	0	0.00	0.00	0.00	0.00
(d)	Qualified Foreign Investors	0	0	0	0.00	0.00	0.00	0.00
(e)	Any Other (specify)	0	0	0	0.00	0.00	0.00	0.00
	Sub-Total (A) (2)	0	0	0	0.00	0.00	0.00	0.00
	Total Shareholding of Promoter and Promoter Group A=(A)(1)+(A)(2)	0	0	0	0.00	0.00	0.00	0.00
(B)	Public Shareholding							
(1)	Institutions							
(a)	Mutual Funds/UTI	0	0	0	0.00	0.00	0.00	0.00
(b)	Financial Institution/Banks	0	0	0	0.00	0.00	0.00	0.00
(c)	Central Government/State Government(s)	0	0	0	0.00	0.00	0.00	0.00

Shree Nidhi Trading Company Limited



Director

(d)	Venture Capital Funds	0	0	0	0	0.00	0.00	0.00	0.00
(e)	Insurance Companies	0	0	0	0	0.00	0.00	0.00	0.00
(f)	Foreign Institutional Investors	0	0	0	0	0.00	0.00	0.00	0.00
(g)	Foreign Venture Capital Investors	0	0	0	0	0.00	0.00	0.00	0.00
(h)	Qualified Foreign Investors	0	0	0	0	0.00	0.00	0.00	0.00
(h)	Any Other	0	0	0	0	0.00	0.00	0.00	0.00
	Sub-Total (B) (1)	0	0	0	0	0.00	0.00	0.00	0.00
(2)	Non Institutions								
(a)	Bodies Corporate	148	4816975	4787425		61.81	61.81	0.00	0.00
(b)	Individuals- i) Individual shareholders holding nominal share capital up to Rs. 1 Lakh	440	1241517	1193967		15.93	15.93	0.00	0.00
	ii) Individual shareholders holding nominal share capital in excess of Rs. 1 Lakh. **	49	1734358	1709358		22.25	22.25	0.00	0.00
(c)	Qualified Foreign Investor	0	0	0		0.00	0.00	0.00	0.00
(d)	Any Others	0	0	0		0.00	0.00	0.00	0.00
(d.i)	Trust	1	600	600		0.01	0.00	0.00	0.00
(d.ii)	Clearing Member/ Clearing Corporation	1	250	250		0.00	0.00	0.00	0.00
	Sub-Total (B) (2)	639	7793700	7691600		100.00	100.00	0.00	0.00
	Total Public Shareholding B=(B)(1)+(B)(2)	639	7793700	7691600		100.00	100.00	0.00	0.00
	Total (A)+(B)	639	7793700	7691600		100.00	100.00	0.00	0.00
(C)	Shares held by Custodians and against which Depository Receipts have been Issued. GRAND TOTAL (A)+(B)+(C)	0	0	0		0.00	0.00	0.00	0.00
	GRAND TOTAL (A)+(B)+(C)	639	7793700	7691600		100.00	100.00	0.00	0.00

Shree Nidhi Trading Company Limited


Director

(1)(b) Statement showing holding of securities (including shares, warrants, convertible securities) of persons belonging to the category "Promoter and Promoter Group"

Sr. No.	Name of the shareholder	Details of Shares held			Encumbered shares (*)			Details of warrants			Details of convertible securities			Total shares (including und shares assum conversion warrants a convertible see as a % of dil share cap)
		No. of shares held	As a % of grand total (A) + (B) + (C) (V)	No. (%)	As a percentage (VI) = (V) / (III) * 100	As a % of grand total (A) + (B) + (C) of sub-clause (i)(a) (VII)	Number of warrants held (VIII)	As a % total number of warrants of the same class (IX)	Number of convertible securities held (X)	As a % total number of convertible securities of the same class (XI)	Number of convertible securities held (X)	As a % total number of convertible securities of the same class (XI)		
1	Nil	0	0.00	0.00	0.00	0.00	0.00	0.00	0.00	0.00	0.00	0.00	0.00	
	Total	0	0.00	0.00	0.00	0.00	0.00	0.00	0.00	0.00	0.00	0.00	0.00	

(*) The term "encumberance" has the same meaning as assigned to it in regulation 28(3) of the SAST Regulations, 2011

(1)(c) Statement showing holding of securities (including shares, warrants, convertible securities) of persons belonging to the category "Public" and holding more than 1% of the total number of shares

Sr. No.	Name of the shareholder	Number of Shares held	Shares as a percentage of total number of shares (i.e. Grand Total (A)+(B)+@ indicated in Statement at para (1)(b) above)	Details of warrants			Details of convertible securities			Total shares (including underlying shares assuming full conversion of warrants and convertible securities) as a % of diluted share capital
				Number of warrants held	As a % total number of warrants of the same class	Number of convertible securities held	% w.r. Total number of convertible securities of the same class			
1	ADVANCE FABRICATION PVT. LTD.	96239	1.24	0.00	0.00	0.00	0.00	1.24		
2	ANJANI VANUJA (P) LTD.	184000	2.36	0.00	0.00	0.00	0.00	2.36		
3	ANUSHREE TRADELINK PVT. LTD.	145944	1.87	0.00	0.00	0.00	0.00	1.87		
4	APARVAA COMMODITIES PVT. LTD.	182674	2.34	0.00	0.00	0.00	0.00	2.34		
5	EDMOND COMMERCIAL PVT. LTD.	209863	2.65	0.00	0.00	0.00	0.00	2.65		
6	ELIA FINETEX CO. PVT. LTD.	112300	1.44	0.00	0.00	0.00	0.00	1.44		
7	EXCEL WIRE PRODUCTS PVT. LTD.	109700	1.41	0.00	0.00	0.00	0.00	1.41		
8	FOREMOST TEXTILES PVT. LTD.	103700	1.32	0.00	0.00	0.00	0.00	1.32		
9	GULUSTAN VANUJA PVT. LTD.	90770	1.16	0.00	0.00	0.00	0.00	1.16		
10	INDOVA AUTO DISTRIBUTORS PVT. LTD.	146411	1.88	0.00	0.00	0.00	0.00	1.88		
11	KARAKISH VYAPAAR PVT. LTD.	86950	1.12	0.00	0.00	0.00	0.00	1.12		
12	PETUNIA TRADES PVT. LTD.	90104	1.16	0.00	0.00	0.00	0.00	1.16		
13	RITUDHARA RETAILERS PVT. LTD.	115550	1.48	0.00	0.00	0.00	0.00	1.48		
14	SCOPE VYAPAR PVT. LTD.	188518	2.42	0.00	0.00	0.00	0.00	2.42		
15	SRIJAN VYAPAR PVT. LTD.	369499	4.74	0.00	0.00	0.00	0.00	4.74		
16	STARWISE HOUSING PVT. LTD.	109000	1.40	0.00	0.00	0.00	0.00	1.40		
17	SUGAM COMMERCIAL PVT. LTD.	137351	1.76	0.00	0.00	0.00	0.00	1.76		
18	SUN FLOWER VINIMAY PVT. LTD.	133052	1.71	0.00	0.00	0.00	0.00	1.71		
19	THIRDEYE COMMERCIAL PVT. LTD.	96728	1.24	0.00	0.00	0.00	0.00	1.24		
20	VIEWLINK FASHION PVT. LTD.	106900	1.41	0.00	0.00	0.00	0.00	1.41		
21	WONDER VINIMAY PVT. LTD.	269275	3.46	0.00	0.00	0.00	0.00	3.46		
22	HEMILATA SUDHAKAR SHETTY	194000	2.49	0.00	0.00	0.00	0.00	2.49		
23	N.K. TIWARY	79640	1.02	0.00	0.00	0.00	0.00	1.02		
24	RAJENDRA PRASAD SHAH	178400	2.29	0.00	0.00	0.00	0.00	2.29		
25	SALJAN KUMAR SARASWATI	150000	1.92	0.00	0.00	0.00	0.00	1.92		
	Total	3696018	47.29	0.00	0.00	0.00	0.00	47.29		

Shree Nidhi Trading Company Limited


Director

(i) (ii) Statement showing holding of securities (including shares, warrants, convertible securities) of persons (together with PAC) belonging to the category "Public" and holding more than 5% of the total number of shares of the company

Sl. No.	Name(s) of the shareholder(s) and the Persons Acting in Concert (PAC) with them	Number of Shares	Shares as a percentage of total number of shares (i.e., Grand Total (A)+(B)+@ indicated in Statement at para (1)(a) above)	Details of warrants		Details of convertible securities held		Total shares (including underlying shares assuming full conversion of warrants and convertible securities) as a diluted share capital
				Number of warrants	As a percentage of total number of warrants of the same class	Number of convertible securities held	% w.r.t total number of convertible securities of the same class	
1	NIL	0	0.00	0.00	0.00	0.00	0.00	0.00
	Total	0	0.00	NIL	NIL	NIL	NIL	0.00

(i) (d) Statement showing details of locked-in shares.

Sl. No.	Name of the Shareholder	Number of locked-in shares	Locked-in shares as a percentage of total number of shares (i.e., Grand Total (A)+(B)+(C) indicated in statement at para (1) (a)	Promoter/Promoter Group/Public
	NIL	NIL	NIL	NIL
	NIL	NIL	NIL	NIL
	NIL	NIL	NIL	NIL

(ii) (a) Statement showing details of Depository Receipts (DRs)

Sl. No.	Type of outstanding DR (ADRs, GDRs, SDRs, etc.)	Number of outstanding DRs	No of shares underlying outstanding DRs	*Shares underlying outstanding DRs as a percentage of total number of shares (i.e. Grand total (A)+(B)+(C) indicated in Statement at para (1) (a) above }
1	NIL	NIL	NIL	NIL
	Total	NIL	NIL	NIL

(ii) (b) Statement showing holding of Depository Receipts (DRs), where underlying shares held by 'promoter/promoter group' are in excess of 1% of the total number of shares

Sl. No.	Name of the DR Holder	Type of outstanding DR (ADRs, GDRs, SDRs, etc.)	No. of shares underlying outstanding DRs	Shares underlying outstanding DRs as a percentage of total number of shares (i.e. Grand total (A)+(B)+(C) indicated in statement at para (1) (a) above }
1	NIL	NIL	NIL	NIL
	Total	NIL	NIL	NIL


Shree Nidhi Trading Company Limited


Director

(III)(a) Statement showing the voting pattern of shareholders, if more than one class of shares/securities is issued by the issuer.							NOT APPLICABLE	
Name of the Company :								
Category Code	Category of Shareholder	Number of Voting Rights held in each class of securities			Total Voting Rights (III+IV+V)	Total Voting rights i.e. (VI)		
		Class X (III)	Class Y (IV)	Class Z (V)		(VI)	As a percentage of (A+B) (VII)	As a percentage of (A+B+C) (VIII)
(I)	(II)							
(A)	Promoter and Promoter Group							
(1)	Indian							
(a)	Individuals/Hindu Undivided Family							
(b)	Central Government/State Government(s)							
(c)	Bodies Corporate							
(d)	Financial Institutions/Banks							
(e)	Any Other (specify)							
	Sub-Total (A) (1)							
(2)	Foreign							
(a)	Individuals (Non-Resident Individuals/ Foreign Individuals)							
(b)	Bodies Corporate							
(c)	Institutions							
(d)	Any Other (specify)							
	Sub-Total (A) (2)							
	Total Shareholding of Promoter and Promoter Group (A)=(A)(1)+(A)(2)							
(B)	Public Shareholding							
(1)	Institutions							
(a)	Mutual Funds/UTI							
(b)	Financial Institutions/Banks							
(c)	Central Government/State Government(s)							
(d)	Venture Capital Funds							
(e)	Insurance Companies							
(f)	Foreign Institutional Investors							
(g)	Foreign Venture Capital Investors							
(h)	Any Other (specify)							
	Sub-Total (B) (1)							
(2)	Non-Institutions							
(a)	Bodies Corporate							
(b)	Individuals -							
	i. Individual shareholders holding nominal share capital to Rs.1 Lakh.							
	ii. Individual shareholders holding nominal share capital in excess of Rs.1 Lakh.							
(c)	Any Other (specify)							
	Sub Total (B)(2)							
	Total Public Shareholding (B)=(B)(1)+(B)(2)							
	TOTAL (A)+(B)							
(C)	Shares held by Custodians and against which Depository Receipts have been issued							
	GRAND TOTAL (A)+(B)+(C)							

Note :
Class X : Equity Shares
Class Y : Preference Shares
Class Z : Unclassified Shares

Shree Nidhi Trading Company Limited


Director